

Life-long learning program
ERASMUS ACCOMPANYING MEASURES
177090-LLP-1-2010-1-ES-ERASMUS-EAM

OIKODOMOS

Consolidation and expansion of a Virtual Campus

WORKPACKAGE 7, APPENDIX 5
QUALITY ASSURANCE

Authors: Chiara Bramani, Stefano Tardini, Paul Riddy

12/12/2011

Analysis of the OIKODOMOS WEBSITES AND BLOGS
updated 25th October 2011

Table of Contents

1.	OIKODOMOS BLOGS USE	3
1.1	ANALYSIS OF THE GENERAL OIKODOMOS BLOG	4
1.2	ANALYSIS OF THE LA SALLE OIKODOMOS BLOG	6
1.3	ANALYSIS OF THE FASTU BLOG	8
1.4	ANALYSIS OF THE SINT LUCAS BLOG	10
1.5	ANALYSIS OF THE IUG BLOG	12
1.6	ANALYSIS OF THE EMU BLOG	14
2.	OIKODOMOS WEBSITES USE	16
2.1	ANALYSIS OF THE GENERAL OIKODOMOS WEBSITE	17
2.2	ANALYSIS OF THE OIKODOMOS WORKSPACE WEBSITE	21
2.3	ANALYSIS OF THE CASE REPOSITORY OIKODOMOS WEBSITE	25

1. OIKODOMOS BLOGS USE

(available at http://www.blogger.com/stats2.g?blogID=6570058694733327517#posts,ALL_TIME)

Analysis of the following blogs:

<http://project-oikodomos.blogspot.com/>

<http://lasalle-oikodomos.blogspot.com/>

<http://fastu-oikodomos.blogspot.com/>

<http://sintlucas-oikodomos.blogspot.com/>

<http://iug-oikodomos.blogspot.com/>

<http://emu-oikodomos.blogspot.com/>

1.1 ANALYSIS OF THE GENERAL OIKODOMOS BLOG

<http://project-oikodomos.blogspot.com/>

Number of posts of the blog: 11

Number of comments: 2

General Overview of the number of pages visited in the overall period (May 2009 – October 25th 2011)



Number of pages visited in the last month 876

Number of pages visited in the last year (November 2010 – October 2011) 3634

Day with the highest number of pages visited in the last month: October 5th, 139 pages visited

Pageviews by countries



Belgium	657
Spain	608
Turkey	313
United Kingdom	260
Denmark	245
United States	227
Italy	159
Sweden	136
Portugal	123
Germany	111

Most viewed post:

“Housing and Proximiy. The Oikodomos International...” 254 Pageviews

1.2 ANALYSIS OF THE LA SALLE OIKODOMOS BLOG

<http://lasalle-oikodomos.blogspot.com/>

Blog of the Escola d'Arquitectura La Salle, Universitat Ramon Llull,
Barcelona, Spain

Number of posts of the blog: 73

Number of comments: 4

General Overview of the number of pages visited in the overall period (May 2009 – October 25th 2011)



Number of pages visited in the last month: 251

Number of pages visited in the last year: 3,069

Pageviews by countries



Spain	1,629
Belgium	363
United States	163
Turkey	114
Russia	75
France	60
United Kingdom	58
Germany	53
Australia	46
Switzerland	43

1.3 ANALYSIS OF THE FASTU BLOG

<http://fastu-oikodomos.blogspot.com/>

Blog of the Faculty of Architecture, Slovak University of Technology,
Bratislava, Slovakia

Number of posts of the blog: 8

Number of comments: 0

General Overview of the number of pages visited in the overall period (May 2009 – October 25th 2011)



Number of pages visited in the last month: 87

Number of pages visited in the last year: 412

Pageviews by countries



Slovakia	170
Spain	110
Turkey	27
United States	24
United Kingdom	16
Russia	15
Belgium	14
South Korea	10
Germany	8
Switzerland	6

1.4 ANALYSIS OF THE SINT LUCAS BLOG

<http://sintlucas-oikodomos.blogspot.com/>

Blog of the Hogeschool voor Wetenschap & Kunst, Department Architectuur
Sint-Lucas, Brussels/Ghent, Belgium

Number of posts of the blog: 18

Number of comments: 1

General Overview of the number of pages visited in the overall period (May 2009 – October 25th 2011)



Number of pages visited in the last month: 107

Number of pages visited in the last year : 1169

Pageviews by countries



Belgium	540
Spain	151
Turkey	77
United Kingdom	48
Poland	35
United States	31
Italy	25
Romania	24
Netherlands	22
Russia	21

1.5 ANALYSIS OF THE IUG BLOG

<http://iug-oikodomos.blogspot.com/>

Blog of the Institut d'Urbanisme IUG, Université Pierre Mendès, Grenoble, France

Number of posts of the blog: 8

Number of comments: 1

General Overview of the number of pages visited in the overall period (May 2009 – October 25th 2011)



Number of pages visited in the last month: 23

Number of pages visited in the last year: 309

Pageviews by countries



France	132
Spain	67
Turkey	27
Netherlands	26
Slovakia	18
United States	16
United Kingdom	10
Belgium	9
Germany	9
Russia	7

1.6 ANALYSIS OF THE EMU BLOG

<http://emu-oikodomos.blogspot.com/>

Blog of the Faculty of Architecture, Eastern Mediterranean university, North Cyprus

Number of posts of the blog: 6

Number of comments: 1

General Overview of the number of pages visited in the overall period (May 2009 – October 25th 2011)



Number of pages visited in the last month 15

Number of pages visited in the last year 322

Pageviews by countries



Turkey	157
Spain	106
Cyprus	24
Russia	20
Belgium	17
United States	12
United Kingdom	11
Slovakia	8
Germany	7
France	7

2. OIKODOMOS WEBSITES USE

www.oikodomos.org

www.oikodomos.org/workspaces

<http://www.oikodomos.org/caserepository/>

2.1 ANALYSIS OF THE GENERAL OIKODOMOS WEBSITE

www.oikodomos.org

2.1.1 Data from 1st May 2011 to 24th April 2011



Site Usage

Visits: 2901

Pageviews: 8,030

Pages/Visit: 2.77

Avg. Time on Site : 00 :03 :07

2.1.2 Comparison between this period and the last one analyzed (5th November 2010 – April 2011)

Dashboard

1 May 2011 - 24 Oct 2011
Comparing to: 5 Nov 2010 - 30 Apr 2011



Site Usage

2,901 Visits
Previous: 3,199 (-9.32%)

59.22% Bounce Rate
Previous: 65.27% (-9.27%)

8,030 Pageviews
Previous: 8,619 (-6.83%)

00:03:07 Avg. Time on Site
Previous: 00:02:36 (+19.92%)

2.77 Pages/Visit
Previous: 2.69 (+2.74%)

39.68% % New Visits
Previous: 34.07% (+16.44%)

2.1.3 Visitors Overview

1,279 people (absolute Unique Visitors) visited this site, for a total of 2,901 visits

Map Overlay

1 May 2011 - 24 Oct 2011



2,901 visits came from 62 countries/territories

	Detail Level: Country/Territory <input type="button" value="v"/>	Visits <input type="button" value="v"/>
1.	Spain	916
2.	Turkey	503
3.	Germany	476
4.	Belgium	225
5.	Slovakia	133
6.	United Kingdom	115
7.	France	80
8.	Russia	55
9.	Greece	49
10.	Switzerland	44

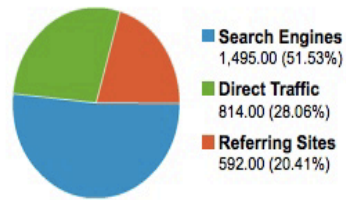
2.1.4 Most Visited Pages:

Homepage: 49,62%
 Project: 7,11%
 Activities: 5,43%
 Partners: 4,45%

2.1.5 Traffic Sources Overview

All traffic sources sent a total of 2,901 visits

-  **28.06% Direct Traffic**
-  **20.41% Referring Sites**
-  **51.53% Search Engines**



Top Traffic Sources

Sources	Visits	% visits
google (organic)	1,444	49.78%
(direct) ((none))	814	28.06%
arcdev.housing.salle.url.edu (referral)	102	3.52%
oikodomos.org (referral)	57	1.96%
facebook.com (referral)	49	1.69%

Keywords	Visits	% visits
oikodomos	1,057	70.70%
leandro madrazo	43	2.88%
oikodomos blog	36	2.41%
viera joklova, lubica vitkova, igor k	29	1.94%
verbeke, johan oikodomos development	27	1.81%

2.2 ANALYSIS OF THE OIKODOMOS WORKSPACE WEBSITE

www.oikodomos.org/workspaces

2.2.1 Data from 1st May 2011 to 24th April 2011

Dashboard

1 May 2011 - 24 Oct 2011



Site Usage

Visits: 2,240

Pageviews: 31,137

Pages/Visit:13.90

Avg. Time on Site : 00 :12 :02

2.2.2 Comparison between this period and the last one analyzed (5th November 2010 – April 2011)

Dashboard

1 May 2011 - 24 Oct 2011
 Comparing to: 5 Nov 2010 - 30 Apr 2011



Site Usage



2,240 Visits

Previous: 3,695 (-39.38%)



31,137 Pageviews

Previous: 41,498 (-24.97%)



13.90 Pages/Visit

Previous: 11.23 (+23.77%)



32.68% Bounce Rate

Previous: 26.77% (+22.09%)



00:12:02 Avg. Time on Site

Previous: 00:09:54 (+21.53%)



18.97% % New Visits

Previous: 22.22% (-14.61%)

2.2.3 Visitors Overview

529 people (absolute Unique Visitors) visited this site, for a total of 2,240 visits

Map Overlay

1 May 2011 - 24 Oct 2011

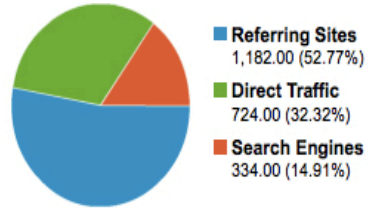


	Detail Level: Country/Territory ▾	Visits ↓
1.	Spain	806
2.	Turkey	577
3.	Belgium	247
4.	Slovakia	233
5.	France	84
6.	Germany	80
7.	Czech Republic	55
8.	United Kingdom	37
9.	Cyprus	22
10.	Portugal	17

2.2.4 Traffic Sources Overview

All traffic sources sent a total of 2,240 visits

-  **32.32% Direct Traffic**
-  **52.77% Referring Sites**
-  **14.91% Search Engines**



Top Traffic Sources

Sources	Visits	% visits
oikodemos.org (referral)	922	41.16%
(direct) ((none))	724	32.32%
google (organic)	333	14.87%
salle.url.edu (referral)	96	4.29%
salleurl.edu (referral)	28	1.25%

Keywords	Visits	% visits
oikodemos	100	29.94%
oikodemos workspaces	95	28.44%
oikodemos workspace	73	21.86%
http://www.oikodemos.org/workspaces	16	4.79%
oikodemos .org/workspaces	5	1.50%

2.3 ANALYSIS OF THE CASE REPOSITORY OIKODOMOS WEBSITE

<http://www.oikodomos.org/caserepository>

2.3.1 Data from 1st May 2011 to 24th April 2011

Dashboard

1 May 2011 - 24 Oct 2011



Site Usage

Visits: 1420

Pageviews: 15'912

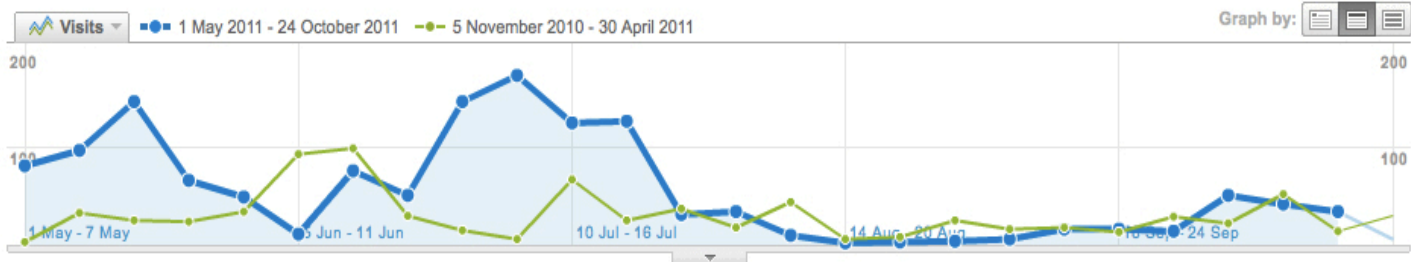
Pages/Visit: 11.21

Avg. Time on Site : 00 :12 :45

2.3.2 Comparison between this period and the last one analyzed (5th November 2010 – April 2011)

Dashboard

1 May 2011 - 24 Oct 2011
Comparing to: 5 Nov 2010 - 30 Apr 2011



Site Usage



1,420 Visits

Previous: 786 (+80.66%)



34.58% Bounce Rate

Previous: 36.39% (-4.97%)



15,912 Pageviews

Previous: 7,154 (+122.42%)



00:12:45 Avg. Time on Site

Previous: 00:10:49 (+17.78%)



11.21 Pages/Visit

Previous: 9.10 (+23.11%)



25.85% % New Visits

Previous: 24.30% (+6.36%)

2.3.3 Visitors Overview

405 people (absolute Unique Visitors) visited this site, for a total of 1420 visits

Map Overlay

1 May 2011 - 24 Oct 2011
Comparing to: 5 Nov 2010 - 30 Apr 2011




1,420 visits came from 34 countries/territories

	Detail Level: Country/Territory ▾	Visits ↓
1.	Germany	875
2.	Spain	438
3.	Turkey	30
4.	Belgium	13
5.	Switzerland	7
6.	United Kingdom	5
7.	Slovakia	5
8.	Serbia	4
9.	Philippines	4
10.	India	4

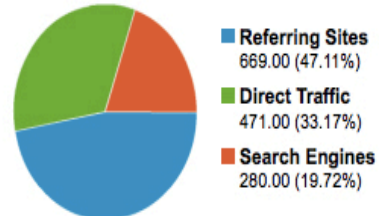
2.3.4 Traffic Sources Overview

All traffic sources sent a total of 1,420 visits

 **33.17% Direct Traffic**

 **47.11% Referring Sites**

 **19.72% Search Engines**

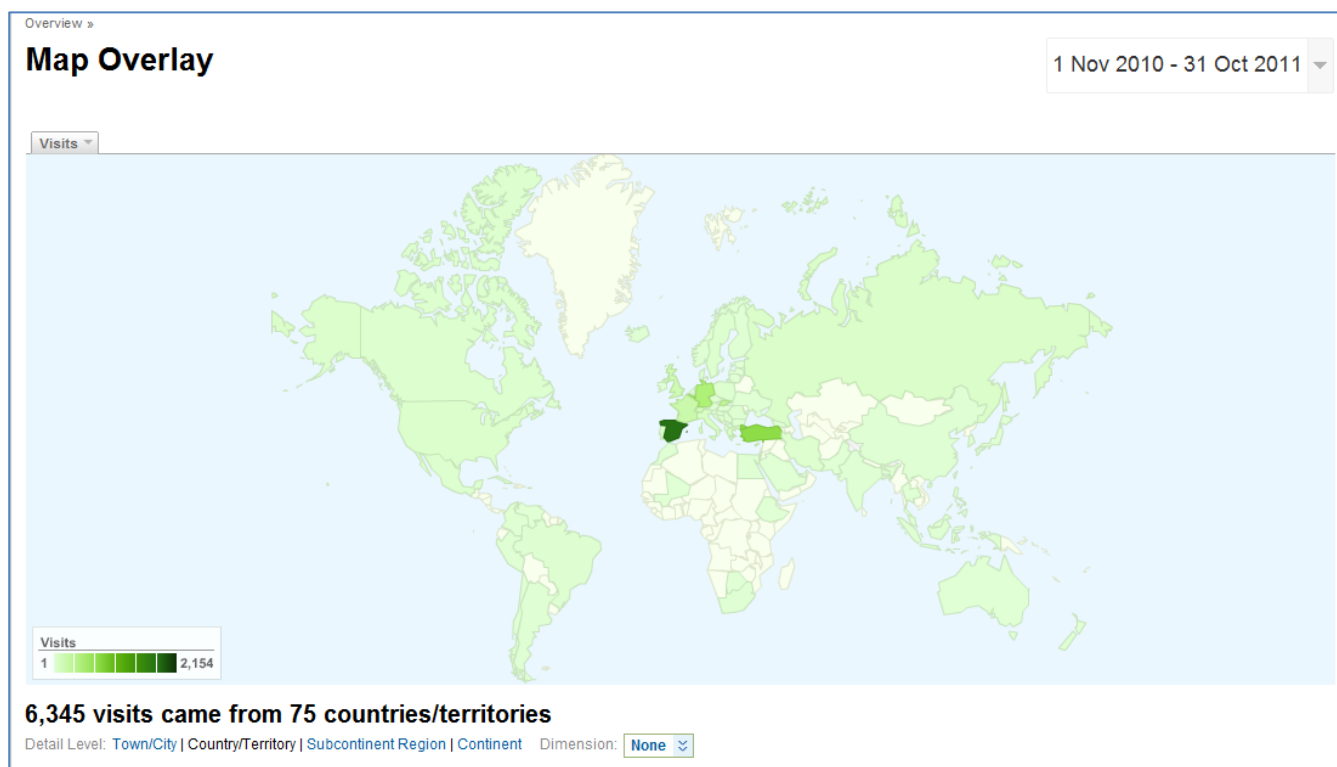


Top Traffic Sources

Sources	Visits	% visits
oikodemos.org (referral)	553	38.94%
(direct) ((none))	471	33.17%
google (organic)	279	19.65%
salle.url.edu (referral)	68	4.79%
salleurl.edu (referral)	9	0.63%

Keywords	Visits	% visits
oikodemos	207	73.93%
oikodemos workspaces	15	5.36%
oikodemos cases	11	3.93%
oikodomo.com	5	1.79%
case repository	4	1.43%

Oikodomos website: www.oikodomos.org
 Map Overlay updated (1 Nov 2010 - 30 Oct 2011)



	Country	Visits	Pages/Visit	Avg. Time on Site
1	Spain	2,154	3.2	00:03:33
2	Turkey	908	2.6	00:03:01
3	Belgium	889	2.3	00:01:42
4	Germany	596	2.76	00:02:15
5	Slovakia	362	2.15	00:01:51
6	France	260	3.33	00:04:08
7	United Kingdom	200	2.16	00:01:49
8	Switzerland	178	2.8	00:03:01
9	Cyprus	109	3.54	00:07:01
10	Italy	90	2.48	00:03:11
11	Greece	86	1.5	00:00:37
12	Russia	60	1.23	00:03:06
13	Portugal	50	3.12	00:03:11
14	United States	40	1.25	00:00:11
15	Poland	33	2.09	00:02:24
16	Canada	33	1.42	00:00:24
17	Mexico	28	1.82	00:02:22
18	Sweden	27	1.85	00:01:04

19	Iran	23	2.61	00:05:55
20	Serbia	21	2.43	00:04:51
21	Brazil	18	2.5	00:02:36
22	Czech Republic	18	1.56	00:00:45
23	Netherlands	17	2.29	00:00:48
24	Romania	16	2	00:01:22
25	Colombia	11	1.82	00:02:06
26	Bulgaria	8	2	00:01:33
27	China	7	2.71	00:01:30
28	Denmark	6	1.33	00:00:02
29	Finland	6	1.33	00:00:02
30	Iceland	6	1	00:00:00
31	(not set)	5	2.6	00:03:55
32	Argentina	4	2.5	00:04:01
33	Israel	4	1	00:00:00
34	Norway	4	1	00:00:00
35	Austria	4	2.5	00:04:38
36	Slovenia	4	5.75	00:18:18
37	India	4	1	00:00:00
38	Chile	3	1	00:00:00
39	Egypt	3	1	00:00:00
40	Puerto Rico	3	1.33	00:00:55
41	Peru	3	1.33	00:00:50
42	Philippines	3	1.33	00:01:14
43	South Africa	3	3.67	00:09:12
44	Taiwan	2	1	00:00:00
45	Japan	2	2.5	00:00:55
46	Indonesia	2	1	00:00:00
47	Morocco	2	3.5	00:19:57
48	Croatia	2	1.5	00:13:01
49	South Korea	2	3.5	00:00:27
50	Ireland	1	5	00:00:34
51	Luxembourg	1	1	00:00:00
52	Australia	1	1	00:00:00
53	Estonia	1	1	00:00:00
54	Bangladesh	1	1	00:00:00
55	Venezuela	1	1	00:00:00
56	Latvia	1	1	00:00:00
57	Lithuania	1	1	00:00:00
58	Ukraine	1	1	00:00:00
59	Hungary	1	2	00:01:23
60	Macedonia [FYROM]	1	2	00:01:00
61	Hong Kong	1	1	00:00:00
62	Saudi Arabia	1	1	00:00:00
63	Ethiopia	1	1	00:00:00

64	New Zealand	1	3	00:00:57
65	Macau	1	1	00:00:00
66	Albania	1	1	00:00:00
67	Malaysia	1	1	00:00:00
68	Cuba	1	2	00:02:30
69	Thailand	1	1	00:00:00
70	Bosnia and Herzegovina	1	1	00:00:00
71	Botswana	1	1	00:00:00
72	Mali	1	1	00:00:00
73	Georgia	1	1	00:00:00
74	Pakistan	1	1	00:00:00
75	United Arab Emirates	1	1	00:00:00

**Case Repository website
Map Overlay updated (1 Nov 2010 - 31 Oct 2011)**



	Country	Visits	Pages/Visit	Avg. Time on Site
1	Spain	1,013	12.96	00:17:14
2	Germany	946	9.61	00:09:15
3	Turkey	100	9.47	00:12:08
4	France	44	2.55	00:01:23
5	Belgium	43	3.09	00:01:11
6	Switzerland	27	6.74	00:07:21
7	Slovakia	18	4.17	00:02:11
8	Cyprus	18	11.72	00:10:39
9	United Kingdom	10	1.4	00:00:10
10	India	8	1.12	00:00:02
11	Portugal	7	1	00:00:00
12	Italy	5	1.2	00:00:01
13	Philippines	5	1	00:00:00
14	Netherlands	4	1.25	00:00:09
15	Sweden	4	2	00:00:40
16	Serbia	4	1.5	00:01:21
17	United States	4	1	00:00:00
18	Canada	3	1	00:00:00
19	Slovenia	2	1.5	00:00:13

20	Poland	2	1	00:00:00
21	(not set)	2	1	00:00:00
22	Brazil	2	2.5	00:05:34
23	Czech Republic	2	1	00:00:00
24	Ireland	1	1	00:00:00
25	Mexico	1	2	00:00:34
26	South Africa	1	1	00:00:00
27	Greece	1	5	00:02:17
28	Kenya	1	1	00:00:00
29	Chile	1	1	00:00:00
30	Russia	1	33	00:09:29
31	Argentina	1	1	00:00:00
32	Pakistan	1	1	00:00:00
33	Austria	1	1	00:00:00
34	United Arab Emirates	1	1	00:00:00

Workspace Website Map Overlay updated (1 Nov 2010 - 31 Oct 2011)



	Country	Visits	Pages/Visit	Avg. Time on Site
1	Spain	2,756	11.91	00:11:24
2	Belgium	1,331	11.39	00:10:01
3	Turkey	1,033	14.87	00:12:29
4	Slovakia	465	11.46	00:07:11
5	France	294	16.12	00:15:18
6	Cyprus	150	17.69	00:14:03
7	Germany	138	3.95	00:03:24
8	United Kingdom	74	7.11	00:06:29
9	Czech Republic	56	1.2	00:00:10
10	Switzerland	45	18.13	00:11:52
11	Poland	36	8.19	00:04:51
12	Portugal	22	6.5	00:03:21
13	Iran	14	6.79	00:06:32
14	Romania	13	2.85	00:00:40
15	Bulgaria	12	7.75	00:06:00
16	Greece	9	1.44	00:00:45
17	United States	8	1	00:00:00
18	Slovenia	8	4.5	00:08:44
19	Italy	7	3.43	00:06:28
20	Austria	5	1	00:00:00

21	Sweden	5	2	00:02:27
22	Mexico	5	3.8	00:06:22
23	Canada	5	1.6	00:00:17
24	Netherlands	5	8.4	00:02:08
25	Ukraine	5	1.8	00:00:14
26	Iceland	4	10.25	00:02:03
27	Serbia	3	2.33	00:12:07
28	Denmark	3	1	00:00:00
29	(not set)	2	4	00:17:19
30	Luxembourg	2	3	00:09:22
31	Pakistan	2	1	00:00:00
32	Japan	2	2.5	00:03:27
33	Argentina	2	1	00:00:00
34	Australia	2	1	00:00:00
35	Egypt	2	1.5	00:01:57
36	Malta	1	1	00:00:00
37	Brazil	1	2	00:02:35
38	Georgia	1	1	00:00:00
39	Finland	1	12	00:01:13
40	Russia	1	1	00:00:00
41	Peru	1	1	00:00:00
42	Israel	1	1	00:00:00
43	South Africa	1	1	00:00:00
44	Croatia	1	4	00:04:58
45	Lithuania	1	1	00:00:00
46	Tunisia	1	1	00:00:00
47	Macedonia [FYROM]	1	1	00:00:00
48	Thailand	1	1	00:00:00
49	Puerto Rico	1	1	00:00:00
50	United Arab Emirates	1	1	00:00:00